


EXTERIOR PAINT COLOR GUIDE

As a reminder, all homeowners must receive ACC approval before commencing any project to their lot or home's exterior. This all-encompassing exterior color guide and application for exterior paint are in line with our Governing Documents, which mandate that the ACC ensure that exterior improvements maintain continuity and harmony within the community and do not conflict with any part of the Documents. Once the ACC approves your application, you will receive an approval letter to provide to your contractor to schedule and confirm the agreed scope of work.

APPROVAL GUIDELINES


- **The home's exterior must be painted in two or three colors.** Generally, paint colors on the home's body should be neutral. Earth-toned color variations that do not cause a home to become conspicuously different from the surrounding homes may be considered. Please refer to the ACC Application for further instructions to use a paint color not listed in this guide.
- **Existing stone, including stone caps, trim, corbels, and all limestone finishes,** shall remain 'as is' and not painted to be consistent and in harmony with the community and its surrounding structures. Also, all exterior railings shall remain a bronze finish.
- **The entire stucco body** of the home must be painted a single color with a flat finish. **The gutter-down spouts** should be painted the same color as the stucco body. **Also, any electrical conduits, panels, and piping** on the home's body. Refer to the guide for original stucco body paint and new commonly used colors within the acceptable neutral color range.
- **The stucco trim** must be painted the standard approved color, Benjamin Moore - CAYMAN ISLANDS / Sherwin Williams - BISCOTTI, to match the color of the exterior stone finishes. The stucco trim areas are found around the windows along the sides and back of the home. Refer to the guide for the standard stucco trim paint color.
- **The fascia and gutters** around the home's roof line should be contrasting. Refer to the guide for original contrasting colors and commonly used colors that fall within the acceptable color range.
- **The garage and front doors** must be the same color or finish. They can be the same color used on the fascia and gutters or a third color.

STUCCO BODY | GUTTER DOWNSPOUTS | ELECTRICAL CONDUITS & PIPING - Original Paint Color Matches




SHERWIN WILLIAMS	BENJAMIN MOORE	BENJAMIN MOORE COLOR SWATCH
CL 2924D PALE KHAKI (COLOR NO LONGER AVAILABLE. SW EQUIVALENT – SW 2842 ROYCROFT SUEDE)	1524 NATURE'S SCENERY	

SW 6108 LATTE	1054 SHERWOOD TAN	 <p>Sherwood Tan (1054) Benjamin Moore</p>	
SW 6101 SANDS OF TIME	1033 HILLSBOROUGH BEIGE	 <p>Hillsborough Beige (1033) Benjamin Moore</p>	
SW 6115 TOTALLY TAN	HC-42 ROXBURY CARAMEL	 <p>Roxbury Caramel (HC-42) Benjamin Moore</p>	
SW 6372 INVITING IVORY	192 KEY WEST IVORY	 <p>Key West Ivory (192) Benjamin Moore</p>	
CL 2864M BONAPARTE (COLOR NO LONGER AVAILABLE. SW EQUIVALENT – SW 0024CURIO GRAY)	977 BRANDON BEIGE	 <p>Brandon Beige (977) Benjamin Moore</p>	






SW 6112 BISCUIT	1051 LAMBSKIN	 <p>Lambskin (1051) Benjamin Moore</p>	
SW 7723 COLONY BUFF	1074 ALPACA	 <p>Alpaca (1074) Benjamin Moore</p>	
SW 6116 TATAMI TAN	HC-41 RICHMOND GOLD	 <p>Richmond Gold (HC-41) Benjamin Moore</p>	
SW 6206 OYSTER BAY	1572 RAINDANCE	 <p>Raindance (1572) Benjamin Moore</p>	
8700 POWDERING SNOW (COLOR NO LONGER AVAILABLE. SW EQUIVALENT – SW 7566 WESTHIGHLAND WHITE)	855 CLOUD COVER	 <p>Cloud Cover (855) Benjamin Moore</p>	

<p>8682W ESTATE GREIGE (COLOR NO LONGER AVAILABLE. SW EQUIVALENT – SW 7036 ACCESSIBLE BEIGE)</p>	<p>972 ALASKAN SKIES</p>		
--	--------------------------	---	--

STUCCO BODY | GUTTER DOWNSPOUTS | ELECTRICAL CONDUITS & PIPING - NEWER COLORS

SHERWIN WILLIAMS	BENJAMIN MOORE	BENJAMIN MOORE COLOR SWATCH	
<p>SW 7013 IVORY LACE</p>	<p>968 DUNE WHITE</p>		
<p>SW 7008 ALABASTER</p>	<p>OC45 SWISS COFFEE</p>		
<p>SW 6126 NAVAJO WHITE</p>	<p>232 WINTER WHEAT</p>		

SW 7573 EAGLETE BEIGE	AF 85 FRAPPE	 <p>Frappe (AF-85) Benjamin Moore</p>	
SW 7553 FRAGILE BEAUTY	1030 BRANDY CREAM	 <p>Brandy Cream (1030) Benjamin Moore</p>	
SW 0046 WHITE HYACINTH	215370 IVORY TUSK	 <p>Ivory Tusk (215370) Benjamin Moore</p>	
SW 6679 FULL MOON	162 CORINTHIAN WHITE	 <p>Corinthian White (162) Benjamin Moore</p>	
SW 6372 INVITING IVORY	185 PRECIOUS IVORY	 <p>Precious Ivory (185) Benjamin Moore</p>	

SW 7693 STONEBRIAR	HC34 WILMINGTON TAN		
SW 7036 ACCESSIBLE BEIGE	1521 NATURES ESSENTIALS		
SW 7029 AGREEABLE GRAY	1549 BALBOA MIST		
SW 7043 WORLDLY GRAY	HC172 REVERE PEWTER		
SW 7037 BALANCED BEIGE	HC176 ANNAPOLIS GRAY		






STANDARD STUCCO TRIM

SHERWIN WILLIAMS	BENJAMIN MOORE	BENJAMIN MOORE COLOR SWATCH
SW 2741 W BISCOTTI (COLOR NO LONGER AVAILABLE. SW EQUIVALENT – SW 9180 AGED WHITE)	952 CAYMAN ISLANDS	A rectangular color swatch showing a light beige or tan color. The top right corner is curled up, revealing a white surface underneath. The text 'Cayman Islands (952) Benjamin Moore' is printed in the top left corner of the swatch.

FASCIA | ROOFLINE GUTTERS | SHUTTERS | GARAGE & FRONT DOORS

SHERWIN WILLIAMS	BENJAMIN MOORE	BENJAMIN MOORE COLOR SWATCH
CL 2801W PAVLOVA (COLOR NO LONGER AVAILABLE. SW EQUIVALENT – SW 7526MAISON BLANCHE)	966 NATURAL LINEN	A rectangular color swatch showing a light beige or tan color. The top right corner is curled up, revealing a white surface underneath. The text 'Natural Linen (966) Benjamin Moore' is printed in the top left corner of the swatch.
SW 7722 TRAVERTINE	1107 HILTON HEAD CREAM	A rectangular color swatch showing a light beige or tan color. The top right corner is curled up, revealing a white surface underneath. The text 'Hilton Head Cream (1107) Benjamin Moore' is printed in the top left corner of the swatch.
SW 6104 KAFFEE	2108-30 BROWN HORSE	A rectangular color swatch showing a dark brown color. The top right corner is curled up, revealing a white surface underneath. The text 'Brown Horse (2108-30) Benjamin Moore' is printed in the top left corner of the swatch.

<p>SW 6110 STEADY BROWN</p>	<p>HC-74 VALLEY FORGE BROWN</p>	 <p>Valley Forge Brown (HC-74) Benjamin Moore</p>	
<p>CL2877N DIESEL (COLOR NO LONGER AVAILABLE. SW EQUIVALENT – SW 2735ROCKWEED)</p>	<p>2115-10 APPALACHIAN BROWN</p>	 <p>Appalachian Brown (2115-10) Benjamin Moore</p>	
<p>SW 7693 STONE BRIAR</p>	<p>HC-34 WILMINGTON TAN</p>	 <p>Wilmington Tan (HC-34) Benjamin Moore</p>	
<p>SW 6114 BAGEL</p>	<p>AF-200 LINGERIE</p>	 <p>Lingerie (AF-200) Benjamin Moore</p>	
<p>SW6203 SPARE WHITE</p>	<p>862 CASCADE MOUNTAINS</p>	 <p>Cascade Mountains (862) Benjamin Moore</p>	

<p>8700 POWDERING SNOW (COLOR NO LONGER AVAILABLE. SW EQUIVALENT – SW 7566 WESTHIGHLAND WHITE)</p>	<p>855 CLOUD COVER</p>	 <p>Cloud Cover (855) Benjamin Moore</p>	
<p>8765 BEAVER CREEK (COLOR NO LONGER AVAILABLE. SW EQUIVALENT – SW 7027 WELL-BRED BROWN)</p>	<p>2108-30 BROWN HORSE</p>	 <p>Brown Horse (2108-30) Benjamin Moore</p>	
<p>SW 7026 GRIFFIN</p>	<p>1470 BEAR CREEK</p>	 <p>Bear Creek (1470) Benjamin Moore</p>	
<p>SW 6083 SABLE</p>	<p>2108-10 FERRET BROWN</p>	 <p>Ferret Brown (2108-10) Benjamin Moore</p>	
<p>SW 9100 UMBER ROAST</p>	<p>HC186 CHARLESTON BROWN</p>	 <p>Charleston Brown (HC-186) Benjamin Moore</p>	

SW 9183 DARK CLOVE

2112-10 MINK

Mink 2112-10
Benjamin Moore

